

**Presenting Rialta.
The only recreation vehicle
that's more recreation
and less vehicle.**



1996 RIALTA BY WINNEBAGO INDUSTRIES

First of all, forget everything you've ever heard, or thought, or read about recreation vehicles.

Now, imagine what it would be like if you suddenly had a vehicle you could drive to all those fun places you've always wanted to go. Like the ocean. Or the desert. Or to visit your favorite Aunt Lucy. (Yes, there's room enough to take the kids and/or the dog.) And what if, along the way, you discovered a perfect little cove with a sandy beach where you could park and spend a few days just skipping stones and picking up shells?

It's all you need for a vacation except approval from your boss.



Rialta is different from the outside in, beginning with its sleek styling. The low profile and rounded front end give it an aerodynamic look and feel. Headlights and turn signals are flush-mounted to reduce drag. Excellent visibility is provided by the large back window and by low-mounted mirrors which are electronically controlled and heated. Low entrance doors and running boards make it easy to get in and out.

Now imagine this vehicle you have is easy to drive. In fact, it has front-wheel drive and handles much like a car. And it's not too big. Say about 21 feet, so you can park it or turn it around just about anywhere. And, oh yes, it's fuel efficient, so you don't have to spend a lot for gas. What would you call a vehicle like this? You could call it a recreation vehicle. Or you could call it what we do: a Rialta®. We recognized that many people were ready for something new in an RV. So we designed the Rialta to be different but still have everything you need for weekend trips or family vacations. It has a well-equipped kitchen, a bathroom with an available shower and sleeping space for up to four, depending on the floorplan you choose (or the size of your dog). If you'd like to take to the open road in a vehicle like this, take your newly opened mind to your nearest Rialta dealer and go for a test drive.

21RC. Headroom. Legroom. Bedroom.



Model of efficiency.

The spacious Rialta has a maximum interior height of 6'2". Highlights of this floorplan are a double bed and woodgrain cabinetry.



Congratulations, it's twins.

The available twin bed floorplan has two shirt closets plus additional storage space under the right bed.



Blanket coverage.

This underbed storage area is easy to access and makes a great place to store extra blankets, games and other bulky items.



Breakfast club.

This model has a swivel chair and pull-up table. The passenger seat swivels around for dining.



Fast. Food.

A skylight helps illuminate the compact galley which includes a two-burner range, refrigerator and available microwave.

21RD. Immediate seating available.



Dinner to go.

The dinette provides a comfortable eating or working space with plenty of light. Overhead you'll find a convenient blanket shelf as well as space for an available videocassette player.



Quick nap.

Stow the dining table, fold out the seats, and the dinette quickly converts into sleeping space.



Counter intelligence.

Counter extension flips up and sink cover drops in for more workspace.




Great reception.

Up front, four captain's chairs provide riding comfort, and a 9" color TV with remote is available.



Two up and two down.

The rear captain's chairs have three reclining positions and also fold out to create sleeping space for two.

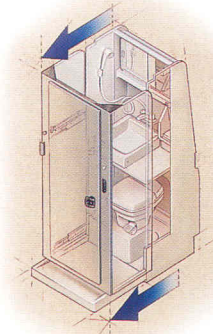


Driving ambition.

Rialta handles like a car, thanks to front wheel drive and automatic transmission provided by Volkswagen. Controls include a standard automotive heater and air conditioner.



Aerodynamic styling and even weight distribution contribute to Rialta's fuel efficiency. So you'll spend more time looking at the scenery and less time looking for gas stations.



Now you see it, now you don't. The walls of the bath slide out to give you more room to clean up and use the available shower. When the walls slide in, there's more space to walk around in the coach.



Permanent press.

A full-length wardrobe keeps clothes clean and wrinkle free.



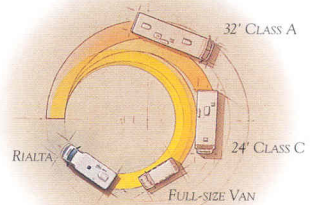
Bath. Room.

Telescoping walls and a fold-down sink make the best use of the space.



Room to spare.


Convenient storage for a full-size spare tire is in the rear. The exterior storage bay also houses the electrical hookups.



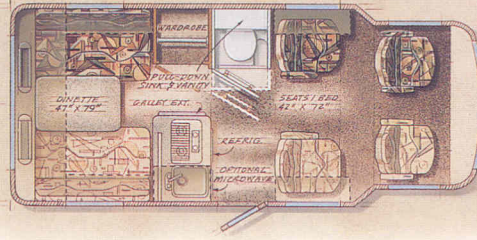

Rialta has a tighter turning radius than a Class A or Class C motor home, or even a full-size van. You'll appreciate that when pulling into a campsite, looking for a parking spot or backing out of your driveway.

Choose one of these complete vacation packages.

Bauhaus



Granite



21RD

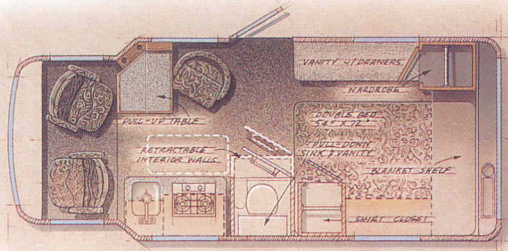
This model features four captain's chairs up front and a rear dinette. The dinette and rear chairs convert into sleeping space for a family of four.

21RD Rear dinette

| | | | |
|----------------|---------|----------------------|------|
| Length | 20'8" | Exterior Width | 7'4" |
| Interior Width | 6'10.5" | Interior Height-Max. | 6'2" |

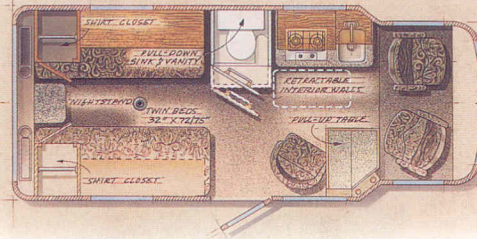
21RC (Standard)

This floorplan has a pull-up table and swivel lounge chair with a skylight overhead. The bedroom has a double bed with storage beneath, a wardrobe and vanity.



21RC Double bed

| | | | |
|----------------|---------|----------------------|------|
| Length | 20'8" | Exterior Width | 7'4" |
| Interior Width | 6'10.5" | Interior Height-Max. | 6'2" |



21RC (Option)

Like the standard unit, this model has woodgrain cabinetry. It also has twin beds with storage under the right-hand bed, a pedestal table, nightstand and two shirt closets.

21RC Twin beds

| | | | |
|----------------|---------|----------------------|------|
| Length | 20'8" | Exterior Width | 7'4" |
| Interior Width | 6'10.5" | Interior Height-Max. | 6'2" |

Dimensions shown are for sleeping space only and dashed lines denote overhead storage area.
Note: Chairs shown in photo and floorplans are for fabric representation only. This chair style is not available.

21RD/21RC

| 1996 Rialta | |
|-------------------------------|------------|
| Length | 20'8" |
| Exterior Height w/ Roof Air* | 8'3" |
| Exterior Height w/o Roof Air* | 7'8" |
| Exterior Width | 7'4" |
| Interior Height – Maximum | 6'2" |
| Interior Width | 6'10.5" |
| Fuel Capacity | 21.1 gal. |
| Fresh Water Capacity w/Heater | 20 gal. |
| Holding Tank Capacity | 19 gal. |
| LP Capacity | 28 lbs. |
| GVWR | 7,000 lbs. |
| GCWR | 9,000 lbs. |
| Wheelbase | 152" |

- Standard
- Optional

21RD 21RC

| Automotive | | |
|--|---|---|
| Chassis - Volkswagen – 2.5L fuel-injected gas engine, electrically controlled automatic transmission, 280-amp. battery/120-amp. alternator | ● | ● |
| Springs (air) – rear auxiliary | ○ | ○ |
| Tires (radial) w/spare | ● | ● |
| Driver Conveniences | | |
| 12-V electrical supply/lighter | ● | ● |
| Battery charge control – dual, automatic | ● | ● |
| Beverage tray w/cupholders | ● | ● |
| Cruise control | ● | ● |
| Curtain – front wraparound | ● | ● |
| Defogger/defroster – rear window | ○ | ○ |
| Door locks – power | ● | ● |
| Floor mats – rubber | ● | ● |
| Glove compartment | ● | ● |
| Heating/air conditioning – in-dash automotive heater/air conditioner, auxiliary automotive air conditioner (ceiling mount w/4 outlets), auxiliary rear automotive heater | ● | ● |
| Hood release – interior | ● | ● |
| Exterior mirrors – low mounted, electronically controlled, heated | ● | ● |
| Start circuit – auxiliary | ● | ● |
| Steering – power assisted | ● | ● |
| Sunvisors – mirror & light on right visor | ● | ● |
| Trim panels – driver & passenger doors, includes storage | ● | ● |
| Windows – cab (power) | ● | ● |
| Windshield wipers (intermittent) | ● | ● |
| Wiper/washer – rear window | ○ | ○ |
| Front Seating Area | | |
| Seats (cab) – reclining mid-back design, headrests, armrests, lumbar support, swivel/slide pedestals, 3-point retracting seat belts | ● | ● |
| Seats (companion) – adjustable reclining back, headrests, converts to a bed (42" x 74"), 3-point retracting seat belts | ● | ● |
| Storage (below seat) – convertible bed cushion storage, additional storage area | ● | ● |
| Swivel chair & pull-up table w/magazine rack | ● | ● |
| 12-V receptacle | ● | ● |
| Entertainment | | |
| Stereo w/cassette (cab) – deluxe electronic tune AM/FM deck w/auto reverse, seek feature, 6 speakers | ● | ● |
| Stereo w/CD player (cab) – deluxe electronic tune AM/FM w/seek feature, 6 speakers | ○ | ○ |
| TV (9" color) w/remote, includes a 12-V receptacle, coax input jack and aux/cable switch (requires antenna option) | ○ | ○ |
| Videocassette player (requires TV option, uses TV remote) | ○ | ○ |
| TV enhancement package – antenna (amplified), 1 DC receptacle, 1 interior jack, coax wiring, cable input | ○ | ○ |
| Rear Dining Lounge | | |
| Convertible dinette/bed (47" x 79") | ● | ● |
| Shelf – table-height w/storage pockets & cupholders | ● | ● |
| Table (fold-down) | ● | ● |
| Interior | | |
| Carpeting w/pad – stain resistant w/Scotchgard™ protector | ● | ● |
| Ceiling – acoustical fabric headliner | ● | ● |
| Ceiling lights | ● | ● |
| Ceiling vent – powered, galley/bath | ● | ● |

- Standard
- Optional

21RD 21RC

| Ceiling vent* – non-powered, rear, not available w/roof air conditioner | ● | ● |
|--|---|---|
| Ceiling vent – powered ventilator fan, galley/bath, replaces power vent | ○ | ○ |
| Color themes (interior) – choice of Bauhaus or Granite | ● | ● |
| Cupholders on the sidewalls in lounge area | ● | ● |
| Skylight | ● | ● |
| Wardrobe – carpeted floor, clothes rod, auto light | ● | ● |
| Windows – tinted w/31% light transmittal | ● | ● |
| Galley | | |
| Counter extension – flip-up | ● | ● |
| Microwave prep kit | ● | ● |
| Microwave oven | ○ | ○ |
| Range top – 2 burners, recessed w/cover | ● | ● |
| Refrigerator – single door w/door storage, 3-way - AC, DC, LP | ● | ● |
| Sink – stainless steel, recessed w/countertop cover | ● | ● |
| Bedroom | | |
| Bedding shelf* | ● | ● |
| Double bed – w/fitted bedspread, access to storage below, 2 bed pillows w/shams, 3-drawer vanity, shirt closet, wardrobe, decorator wall lamps | ● | ● |
| Twin beds – w/access to storage below right bed, fitted bedspreads, 2 bed pillows w/shams, nightstand, 2 shirt closets, pedestal table, decorator wall lamps | ○ | ○ |
| Bathroom | | |
| Cabinet – expandable | ● | ● |
| Medicine cabinet – mirrored doors | ● | ● |
| Shower package – shower curtain, flexible shower head, shower pan w/power drain | ○ | ○ |
| Sink – fold-down | ● | ● |
| Tissue holder – surface mount | ● | ● |
| Toilet – marine style | ● | ● |
| Towel bar | ● | ● |
| Vanity shelf – fold-down | ● | ● |
| Exterior | | |
| Bumpers – molded, steel reinforced | ● | ● |
| Entrance door locks (2) – latch, deadbolt | ● | ● |
| Entrance door w/screen door | ● | ● |
| Exterior wash station w/pump switch | ○ | ○ |
| Fuel fill – lockable cap | ● | ● |
| Graphics | ● | ● |
| Mud flaps – front & rear | ● | ● |
| Outlet – 110-V, curbside | ● | ● |
| Power cord storage compartment (rear cap) | ● | ● |
| Running boards (fiberglass) – w/fender flares | ● | ● |
| Sewer hose & storage compartment | ● | ● |
| Tire tools – jack, jack handle, lug wrench | ● | ● |
| Trailer towing package – w/Class I hitch | ○ | ○ |
| Trailer wiring socket | ● | ● |
| Water fill door – lockable | ● | ● |
| Wheelcovers | ● | ● |
| Systems | | |
| Air conditioning pre-wiring – roof | ● | ● |
| Air conditioning* – roof, 7,100-BTU | ○ | ○ |
| Battery (auxiliary) – deep cycle | ● | ● |
| Second battery – deep cycle marine/RV | ○ | ○ |
| City water hookup | ● | ● |
| Electrical control center – 110-V AC/12-V DC, 40-amp. remote electronic converter/charger, AC circuit breakers, DC fuses, 30-amp. power cord | ● | ● |
| Furnace – electronic ignition, 19,000-BTU | ● | ● |
| Furnace – electronic ignition, 17,000-BTU, ducted | ● | ● |
| Generator prep kit – gas line, 12-V wiring | ● | ● |
| Generator – 3,000-watt, gas, w/hourmeter | ○ | ○ |
| LP tank – permanent mount w/gauge | ● | ● |
| Monitor panel – water, holding & LP tank levels, battery condition gauge, water pump switch, generator start/stop switch | ● | ● |
| Water heater – 4-gal., electric w/motor aid | ● | ● |
| Water pump (demand) | ● | ● |
| Safety | | |
| Appliance restraint system | ● | ● |
| Carbon monoxide detector/alarm | ● | ● |
| Fire extinguisher (10-B.C.) | ● | ● |
| Ground fault interrupter | ● | ● |
| LP leak detector/alarm | ● | ● |
| Smoke detector/alarm | ● | ● |
| Three-point seat belts on forward facing seats | ● | ● |

*Not all options available in combinations. See dealer for details.

The height of each model is based on the curb weight of a typically equipped unit on the standard chassis. The actual height of your vehicle may vary by as much as 2" depending on chassis or equipment variations. Winnebago Industries' continuing program of product improvement makes specifications, equipment, model availability and prices subject to change without notice.

Some of the benefits of our motor homes have nothing to do with nuts and bolts.

One of the most important features of a Rialta is something you won't find in the specifications. It's the peace of mind that comes with knowing you're protected by the most comprehensive warranty in the industry. The coach body of the Rialta is covered by Winnebago Industries' 2-year/24,000-mile warranty. In addition, Volkswagen of America, Inc. covers the chassis/cab for 2 years/24,000 miles and the power train for 5 years/50,000 miles.

Unlike some motor home manufacturers, our basic warranty also covers all appliances and equipment installed by Winnebago Industries—which gives you the convenience of one-stop service at our nationwide network of dealers. The service personnel at our dealerships receive factory training, so they are up to date on all equipment. Down the road, it's good to know we have an extensive parts warehousing and distribution system which makes parts readily available, even for older models. To find out more about Rialta, see one of our outstanding dealers, or visit our headquarters in Forest City, Iowa. Just call us at (515) 582-3535 for a free factory tour.



The Winnebago-Itasca Travelers (WIT) Club has over 250 chapters across the U.S. and Canada. A highlight of the year is the Grand National Rally held in Forest City each summer.



The Winnebago Motorsports Team is open to all race fans. We are the Official Motor Homes of NASCAR® and are associated with several NHRA® drag racing teams.



Our Preferred Care Program includes 24-hour emergency road service dispatch. With over 20,000 qualified service locations throughout North America, you can be assured of consistent, quality work and technical assistance.



We build commercial vehicles such as mobile command units for fire and police departments and mobile clinics for hospitals. A variety of models is available and sizes range from 21 to 37 feet. Each unit is custom designed.

Rialta Built proudly by
WINNEBAGO
INDUSTRIES

© 1995 Winnebago Industries, Inc. Forest City, IA 50436. Printed in USA.